

DHS Already was given \$191 Billion. Voters Say: Not One Dollar More.

New [FWD.us](https://www.fwd.us) Report: Where the money goes, what it costs families, & why the public opposes more enforcement funding

Americans Oppose More ICE Funding

60%

view ICE unfavorably

48% strongly unfavorable (AP-NORC)

51%

reject more money for ICE

*~6 in 10 say administration has "gone too far" deploying agents into cities
Only ~4 in 10 approve of Trump's handling of immigration overall*

When voters learn ICE already has \$75 billion (FWD.us/GBAO):

Only 14%

want any more money sent to ICE

60%

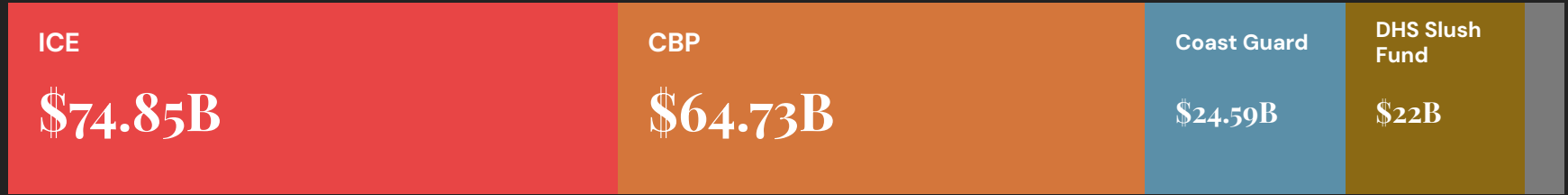
support redirecting that funding to Medicaid

to make up for recent cuts to the program

THE BIG PICTURE

DHS received \$191B for enforcement from Congress though the July 2025 reconciliation bill

On top of regular appropriations



\$74.85B
ICE (39%)

Detention expansion to 100K beds, deportation flights, 14,593 new officers, enforcement operations

\$64.73B
CBP (34%)

Border wall (\$46.6B), surveillance technology, 8,490 new agents, state reimbursements (\$10B)

\$24.59B
Coast Guard (13%)

Fleet modernization, vessel acquisition, shore infrastructure, aviation assets

\$22.0B
DHS Slush Fund (12%)

Unspecified enforcement funding with no line items, no oversight requirements, no reporting mandates

THE MONEY IS STILL THERE

~\$150 Billion Remains Unspent

As of January 2026 DHS has ~150B in unspent reconciliation funds—enough to operate through the end of FY2027—without any additional appropriations.

ALREADY FUNDED BY RECONCILIATION

FY2025

FY2026

FY2027 (through Q4)

~\$150B

for all of DHS (excluding Coast Guard)

Enough to fund the entire department
into the fourth quarter of 2027.

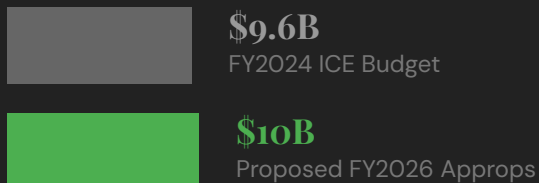
No other agency has anything like this.

Methodology: This data, a conservative estimate as of January 2026, draws on existing research on funds spent to date and conversations with staffers and officials monitoring federal spending. The administration to date has not been transparent on these spending figures. The legislation was signed into law in July, and spending only began in the fall of 2025. The most substantial spending, moreover, will come from actions—such as the massive expansion of ICE jails and detention—that have only just started. Because of this, we estimate the administration has not yet spent 10% of these funds, although the spending has begun to increase quickly in recent weeks. In order to estimate annual spending capacity, we estimate these funds

SCALE OF THE INCREASE

An Unprecedented ICE Funding Explosion

ICE Budget: Then vs. Now



\$10B + \$74.85B = \$84.85B

Nearly 9x the FY2024 budget | Proposed FY2026 Approps + Reconciliation combined

Funded Through 2033

At the FY2024 rate, ICE reconciliation funding alone would fund the agency through Inauguration Day 2033

Bigger Than the Marines

The proposed FY2026 Appropriations and ICE's current reconciliation funding (\$85B) is 55% larger the FY2026 U.S. Marine Corps budget (\$54B)

Larger Than Nearly Every Military

DHS enforcement spending now exceeds the military budgets of all but 6 countries worldwide

\$22 Billion DHS Slush Fund

A massive fund with little oversight, no line items, and minimal accountability

\$22B

**in unspecified DHS
enforcement funding**

Equal to ICE's entire annual budget
for more than two years at the FY2024 rate

No Line Items

Unlike every other DHS allocation in the reconciliation bill, this \$22 billion has no specified purpose or programmatic breakdown.

Minimal Oversight

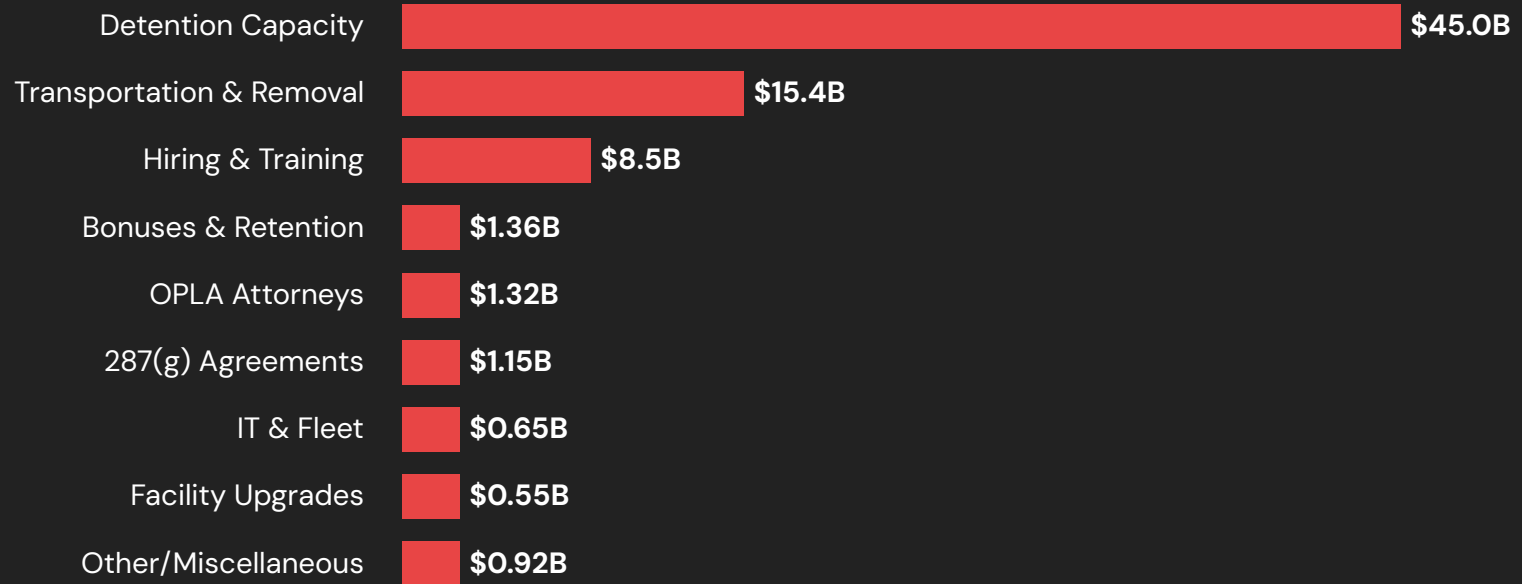
The Secretary of Homeland Security has broad discretion to allocate these funds for any border enforcement purpose with limited congressional review.

No Accountability

No reporting requirements, no spending benchmarks, no performance metrics. Congress gave DHS a blank check with no strings attached.

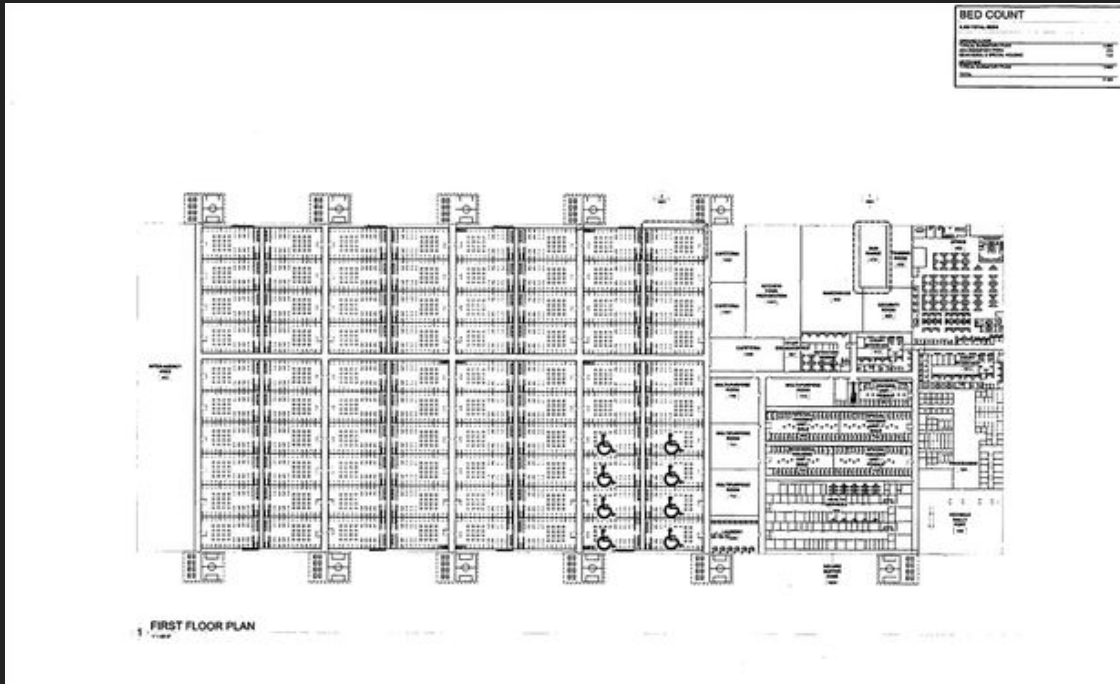
For context: \$22 billion exceeds the annual budgets of the FBI (\$11.4B), DEA (\$3.2B), ATF (\$1.7B), and U.S. Marshals (\$4.1B) combined.

Where ICE's \$74.85 Billion Goes



60% of ICE's reconciliation money is just for detention beds

Building the Largest Jails in the U.S.



40-50%

larger than the currently
existing largest jail
in the United States

A single proposed facility

This floor plan shows one
proposed ICE detention
warehouse. The administration
is seeking to build dozens of
facilities like this across
16 states.

Proposed ICE Warehouse Locations

Proposed sites for industrial warehouses to be used as mass detention centers

Deal Pending / Complete		Proposed Sites		DHS Denied Use of Location	
Texas (2 sites)	10,000 beds	Texas (2 sites)	10,000 beds	Mississippi	8,500 beds
Georgia (2 sites)	10,000 beds	Florida	1,500 beds	Missouri	7,500 beds
Pennsylvania (2 sites)	9,000 beds	New Jersey	1,500 beds	Utah	7,500 beds
Arizona	1,500 beds	Louisiana	500 beds	Minnesota	1,500 beds
Maryland	1,500 beds	Michigan	500 beds	Oklahoma	1,500 beds
New York	1,500 beds	New Hampshire	500 beds	Virginia	1,500 beds
				Indiana	500 beds
33,500 beds	SUBTOTAL	14,500 beds	SUBTOTAL	28,500 beds	SUBTOTAL

76,500 total proposed detention beds across 23 sites in 16 states

23,000+ New ICE Enforcement Hires

Building a massive new enforcement apparatus from scratch

ICE: 14,593 New Positions

10,000	Deportation Officers
1,841	OPLA Attorneys
1,000	HSI Criminal Investigators
859	OPLA Field Support
325	Removal Assistants (ERAs)
568	Mission Support / Enterprise

CBP: 8,490 New Positions

5,000	Customs & Border Officers
3,000	Border Patrol Agents
290	Mission Support Personnel
200	Air & Marine Agents

\$2.1B in hiring/retention bonuses

\$1.8B for Border Patrol alone

LOCAL ENFORCEMENT

ICE's 287(g) Program: 900%+ Expansion

Deputizing local police as immigration agents through the previously discredited Task Force Model

760+

Local law enforcement agencies signed up for 287(g)

900%+ increase under the second Trump Administration

Deputized Officers vs. ICE Hires

13,800 - 15,800 deputized officers

12,000 new ICE employees

\$137M

Already sent to local police departments and sheriffs

\$1.4 - \$2B

Projected to flow to local law enforcement in 2026

\$3.4B by 2027

Projected funding if sign-ups continue at current pace

Mass Jailing & Deportation Is Just One Piece

The detention buildup must be understood in the context of a broader strategy

1 Stripping Legal Status

Efforts to revoke or deny status for millions of immigrants, including TPS holders, DACA recipients, and those with pending applications, forcing them into the enforcement pipeline.

2 Tens of Billions to Private Prisons

Tens of billions in reconciliation funding flowing to private prison corporations to build and operate detention facilities, creating a massive financial incentive for incarceration.

3 Eliminating Bond

Denying the ability for any immigrants to receive bond, keeping people locked up indefinitely while their cases are decided regardless of flight risk or danger.

4 Coerced "Voluntary" Departure

Compelling everyone, including refugee families and those with U.S. citizen children, to revoke their legal claims and accept deportation as the only option. This is already happening in Dilley and other facilities.

Larger Than Entire State Budgets

Congress committed more to the enforcement buildout than these states spend running their entire governments

ICE + CBP Combined
Reconciliation funding, FY2025–2029

\$139.6B

Oklahoma
Total expenditures FY2024 (NASBO)

\$29.3B

4.8x

West Virginia
All funds FY2026 (HB2026)

\$19.2B

7.3x

Alaska
Total FY2026 (signed June 2025)

\$14.7B

9.5x

South Dakota
Total FY2026 (SD Searchlight)

\$7.3B

19x

Note: ICE+CBP is a multi-year commitment (FY2025–2029). State figures are single-year annual budgets.

THE REAL TRADE-OFF

One Bill. \$191B for Enforcement. \$911B Cut from Healthcare.

Same bill. Same vote.

ENFORCEMENT BUILDOUT

\$191 Billion

\$45.0B detention beds

\$46.6B border wall

\$15.4B deportation flights

\$8.5B hiring 14,593 ICE personnel

\$2.1B hiring bonuses

Plus surveillance, vehicles, facilities

HEALTHCARE CUTS

\$911 Billion

7.5 million lose Medicaid by 2034

Millions kicked off for not filing paperwork

Even people who work lose coverage

85% of physician groups expect to cut services

51% of providers would cut pediatric care

47% of providers would cut maternity services

The lowest-income Americans see their income fall 3.1% while the highest earners gain 2.7% | CBO distributional analysis

What \$191 Billion Could Fund Instead

Could fund ALL of CHIP for nearly 2 full years

Children's Health Insurance Program = \$23.4B/yr covering ~7 million children

vs.

\$45B
Detention Beds

Exceeds cost of extending Medicaid for every child birth to age 5

\$6.1B over 10 years (CBO estimate)

vs.

\$8.5B
ICE Hiring & Training

Could fund Head Start for nearly 4 years

\$12.3B/yr serving 800,000 children

vs.

\$45B
Detention Beds

Could fund WIC for over 2 years

Women, Infants, and Children Program \$7.2B/yr for 6.7M mothers and children

vs.

\$15.4B
Deportation Flights

Half the entire LIHEAP program for a year

Low Income Home Energy Assistance Program \$4B/yr heating and cooling for low-income families

vs.

\$2.1B
Hiring Bonuses

Over 5 years of federal child care subsidies

Child Care and Development Block Grant \$8.75B/yr serving 1.4M children

vs.

\$46.6B
Border Wall

They Already Have More Than Enough

If they receive regular FY2026 appropriations, they will be on track to spend a shocking

~\$250 BILLION

- ~\$150B from OBBBA remains unspent
- Enough to fund all of DHS into Q4 2027
- ICE is the most heavily funded federal law enforcement body in the country

- 300-500% increases in interior enforcement
- Pushing U.S. enforcement spending to levels comparable to the world's 6th-largest military
- Only 14% of voters want more money sent to ICE (Quinnipiac)

Congress Has a Choice

Not One Dollar More for DHS

DHS already has ~\$150 billion in unspent reconciliation funds. Voters overwhelmingly oppose sending more. In FWD.us polling, 60% want that money redirected to Medicaid instead. Congress should demand accountability for the unprecedented funding ICE and CBP already have.

Methodology & Sources

Reconciliation Funding (\$191 Billion)

All figures for DHS enforcement funding are drawn from P.L. 119–21, the One Big Beautiful Bill Act (OBBBA), Title IX (Department of Homeland Security). Component-level breakdowns (ICE: \$74.85B, CBP: \$64.73B, Coast Guard: \$24.59B, DHS Slush Fund: \$22.0B, Other DHS: \$4.85B) are based on CRS analysis of enacted bill text and DHS Congressional Budget Justifications for FY2026.

Reconciliation funds are available through FY2029.

FY2026 Appropriations

FY2026 conference bill figures (ICE: \$10B, CBP: \$18.3B, Coast Guard: \$12.7B, Total DHS: \$64.4B discretionary) reflect the DHS appropriations conference report. FY2024 ICE enacted level (\$9.6B) drawn from Senate Appropriations Committee summary and ICE annual report.

Unspent Funds Estimate (~\$150B)

Conservative FWD.us estimate based on reconciliation enacted amounts minus reported obligations and contract awards as of January 2026. Actual unspent balance may be higher given agency ramp-up timelines for hiring, construction, and procurement.

Polling Data

FWD.us/GBAO national survey, February 2026 (n=1,000 registered voters, MOE +/- 3.1%). Additional polling: The Economist/YouGov, AP-NORC, PBS/Marist/NPR, Quinnipiac, Senate Majority PAC.

Healthcare & Medicaid Figures

Medicaid cuts (\$911B over 10 years) from CBO final score of P.L. 119–21. Coverage loss estimates from KFF Medicaid spending allocations (Dec 2025) and Georgetown CCF (Aug 2025). Provider impact data from AMA/AMGA physician group surveys on expected service reductions.

Military & Budget Comparisons

Marine Corps FY2025 budget request: \$53.7B (Stars and Stripes, DoN budget documents). Global military spending rankings from SIPRI Military Expenditure Database. State budget comparisons from NASBO, Urban Institute, and individual state budget offices.

287(g) Program Data

FWD.us analysis brief, February 2026. Program participation (760+ agencies, 900%+ growth), deputized officer estimates (13,800–15,800), and funding projections (\$137M disbursed, \$1.4–2B projected 2026) based on ICE 287(g) program data and MOA analysis.

ICE Warehouse/Detention Data

Proposed facility locations and bed counts from "Proposed ICE Warehouse Locations" by Camaron Stevenson (Google My Maps, Feb 2026). Blueprint image: CBS News, Feb 2026.

All dollar figures are nominal. Figures may not sum precisely due to rounding.